

Cotswold Vale Talking Newspaper

Procedure to Upload recordings to the British Wireless for the Blind Fund web site.

1. From you browser access <https://www.bwbf.org.uk/>



The screenshot shows the website's header with the logo and navigation links. The main content area features three smartphone screens displaying the app's interface, including a list of local talking newspapers and a playback screen for a specific track.

The new Talking Newspaper app is available

As part of the continued support for The Talking Newspaper Federation and those living with sight loss in the U.K, British Wireless is pleased to announce the arrival of the new Talking Newspaper App.

Bringing together Local Talking Newspapers from around the UK in one easy to use mobile app for both [Android](#) and [Apple](#) smart devices.

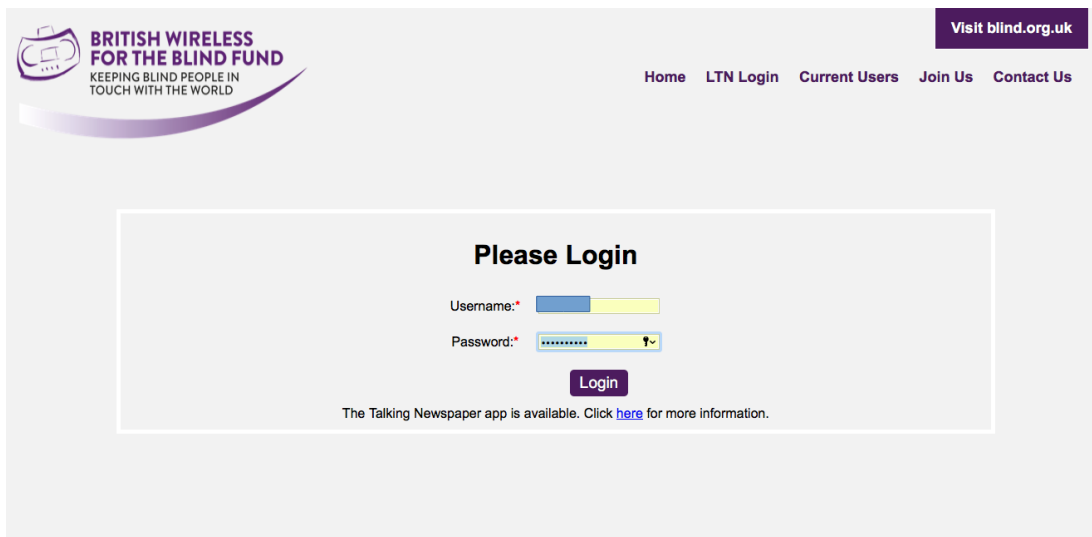
Click [here](#) to download the app

This link <https://bwbf.org.uk/tn-app/download> can be sent to anyone living with Sight Loss in the UK allowing them to listen on their device.

We are always happy to receive feedback on our products and services and should you wish to provide any please do so via this [link](#).

We hope this app will continue to bridge the technology gap and help find the next generation of listeners.

2. Click on the “LTN Login” button to bring up this page.



The screenshot shows the login form with fields for Username and Password, and a Login button. Below the form is a message about the new Talking Newspaper app.

Please Login

Username:*

Password:*

[Login](#)

The Talking Newspaper app is available. Click [here](#) for more information.

Our CVTN news username is ***** Our password is *****

Our Kaleidoscope username is ***** Our pass for this is *****

Then click “**Login**” button

3. You now have access to our areas on BWBF.

BRITISH WIRELESS FOR THE BLIND FUND
KEEPING BLIND PEOPLE IN TOUCH WITH THE WORLD

Home LTN Login Current Users Join Us Contact Us

Visit blind.org.uk

Cotswold Vale Talking Newspaper

[View Webstat 2.0](#) [Logout](#)

Playlist	URL
Web Player	http://www.bwbf.org.uk/player/?url=http://www.bwbf.org.uk/localtns/cotsvaletn/TOPD_playlist.pls
PLS Playlist	http://www.bwbf.org.uk/localtns/cotsvaletn/TOPD_playlist.pls
M3U Playlist	http://www.bwbf.org.uk/localtns/cotsvaletn/TOPD_winmedia.m3u

+ Add files... Start Cancel Edit Delete | Refresh SELECT ALL

or

Cotswold Vale Talking Magazine Kaleidoscope

[View Webstat 2.0](#) [Logout](#)

Playlist	URL
Web Player	http://www.bwbf.org.uk/player/?url=http://www.bwbf.org.uk/localtns/cotsvalemag/TOPD_playlist.pls
PLS Playlist	http://www.bwbf.org.uk/localtns/cotsvalemag/TOPD_playlist.pls
M3U Playlist	http://www.bwbf.org.uk/localtns/cotsvalemag/TOPD_winmedia.m3u

+ Add files... Start Cancel Edit Delete | Refresh SELECT ALL

19 file(s) Latest upload: Tue 17/12/2019 16:38:33.

File Name	Size	Delete
track-000_long_winter_s_night_keith_hyett.mp3	4.75 MB	Delete <input type="checkbox"/>
track-001.mp3	1.61 MB	Delete <input type="checkbox"/>
track-002.mp3	3.43 MB	Delete <input type="checkbox"/>

These windows also show our current uploaded files in numerical order.

Other links from these windows:

[View Webstat 2.0](#) access to our listening stats

[Logout](#): where to logout at the end of an upload

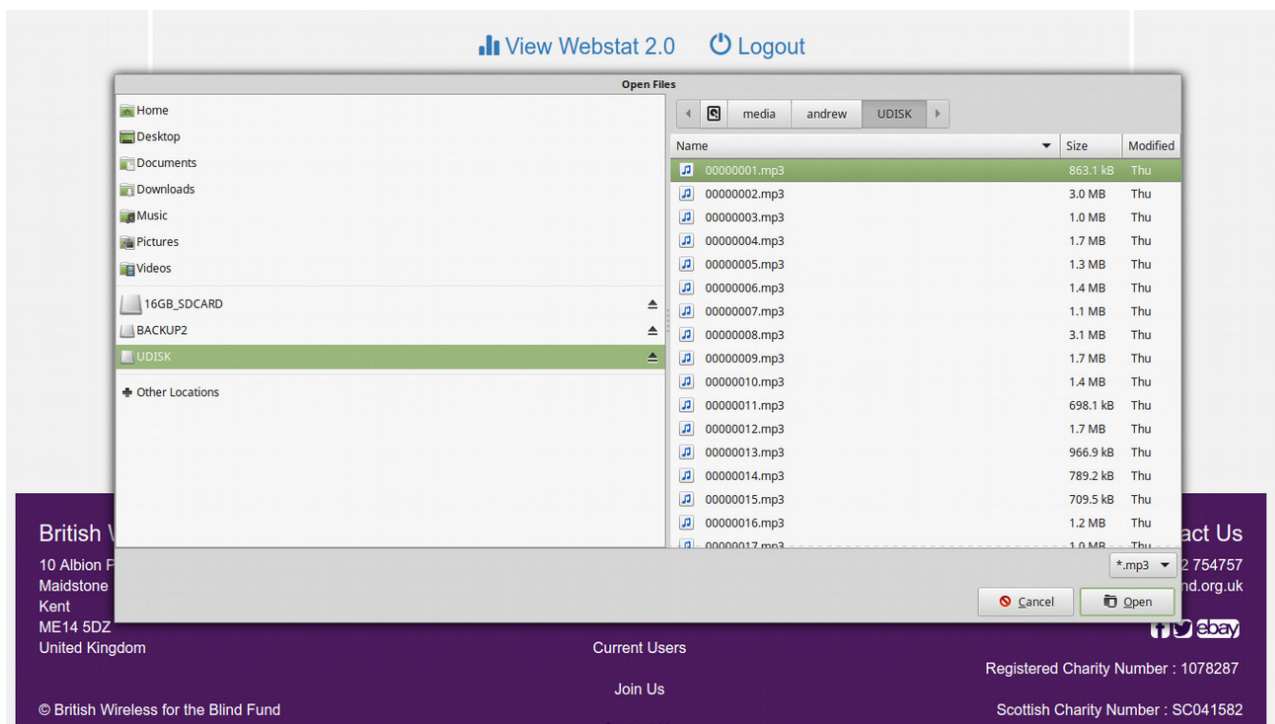
Web Player: This is the URL for the BWBF address for our home player. Do not click on either of the other two 'Playlist' buttons.

Also on this page are the buttons for Uploading, Deleting and Re-loading the .mp3 files of our recordings.

4. To upload a new recording

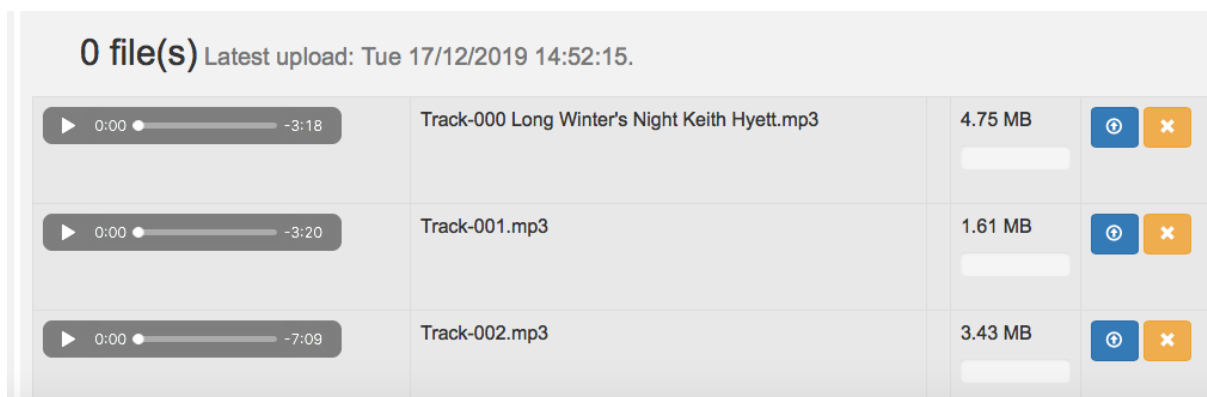
- a) Click to tick the small “Select all” box below the main buttons. This marks all existing files for deletion (down the right hand side alongside each file).
- b) Click the “Delete” button. This removes all the files and leaves the screen empty for re-loading.
- c) Insert a memory stick with the new recording ready to upload.
- d) Click on “+Add files...” button. This opens up your file system, and a drop down menu appears.

This is the screen for Microsoft Windows users



- e) Navigate through your filing system to the recently added memory stick and, by clicking on the first file, scrolling down to the last file, and clicking while holding the shift key down select ALL the .mp3 files. (the play.m3u file should not be selected) The screen for Mac users is slightly different.

Click the “Open” button (Windows) or “Choose” button (Mac) and a LIST of all the files appear on the screen. (next pic.)



7. To upload to BWBF

a) Click on “Start” button. The web site now starts to fill the files from your memory stick in random order. Our files do not need to be consecutive numerically. (001, 002, 003 etc) Gaps in the numbering are OK, as long as the numbers ascend numerically (000, 001 ... 005, 005a 999 etc)

b) The files are uploaded randomly and progress is monitored by the bar and the information box. The progress of each individual file is also monitored.

The screenshot shows the BWBF upload interface. At the top, there are buttons for '+ Add files...', 'Start', 'Cancel', 'Edit', and 'Delete'. Below these are a 'Refresh' button and a 'SELECT ALL' checkbox. A progress bar is partially filled, and the status text reads: '708.44 kbit/s | 00:07:32 | 33.92 % | 20.56 MB / 60.62 MB'. Below this, it says '0 file(s) Latest upload: Tue 17/12/2019 14:52:15.' The main area contains a table of files with progress bars and playback controls.

File Name	Size	Progress	Actions
Track-000 Long Winter's Night Keith Hyett.mp3	4.75 MB	0:00 / -3:18	Start, Stop
track-001.mp3	1.61 MB		Delete
track-002.mp3	3.43 MB		Delete
Track-004.mp3	2.25 MB	0:00 / -4:41	Start, Stop
Track-005.mp3	4.15 MB	0:00 / -8:38	Start, Stop
Track-006.mp3	3.76 MB	0:00 / -7:50	Start, Stop

c) When complete the resulting screen is as below, showing the new files.

The screenshot shows the BWBF upload interface after completion. The status text now reads: '19 file(s) Latest upload: Tue 17/12/2019 16:38:33.' The table below shows the uploaded files with their names and sizes.

File Name	Size	Actions
track-000_long_winter_s_night_keith_hyett.mp3	4.75 MB	Delete
track-001.mp3	1.61 MB	Delete
track-002.mp3	3.43 MB	Delete
track-004.mp3	2.25 MB	Delete
track-005.mp3	4.15 MB	Delete

8. To check the upload

Click on the URL next to the “Web Player” button. This opens the BWBF web player.



The web players controls are self explanatory.

9. Return to the CVTN home BWFB screen and log out.

10. Further information

The two CVTN BWFB players can be accessed directly on your browser with the following URLs

Cotswold Vale Talking News

http://www.bwbf.org.uk/player/?url=http://www.bwbf.org.uk/localtns/cotsvaletn/TOPD_playlist.pls

Cotswold Vale Kaleidoscope

http://www.bwbf.org.uk/player/?url=http://www.bwbf.org.uk/localtns/cotsvalemag/TOPD_playlist.pls

We will be adding these links to our website, together with a link to download the BWBF App, in due course.p